

---


10-25-1913

## The Pulse, Volume 08, No. 2, 1913

University of Nebraska College of Medicine

Tell us how you used this information in this [short survey](#).

Follow this and additional works at: [https://digitalcommons.unmc.edu/com\\_pulse](https://digitalcommons.unmc.edu/com_pulse)

 Part of the [History Commons](#), and the [Medical Education Commons](#)

---

### Recommended Citation

University of Nebraska College of Medicine, "The Pulse, Volume 08, No. 2, 1913" (1913). *The Pulse*. 16.  
[https://digitalcommons.unmc.edu/com\\_pulse/16](https://digitalcommons.unmc.edu/com_pulse/16)

This Book is brought to you for free and open access by the University of Nebraska Medical Center: Publications at DigitalCommons@UNMC. It has been accepted for inclusion in The Pulse by an authorized administrator of DigitalCommons@UNMC. For more information, please contact [digitalcommons@unmc.edu](mailto:digitalcommons@unmc.edu).

# *The Pulse*

REPRESENTING THE  
STUDENTS, ALUMNI AND FACULTY  
OF THE  
UNIVERSITY OF NEBRASKA COLLEGE OF MEDICINE

Vol. VIII

OCTOBER 25, 1913

No. 2



UNIVERSITY OF NEBRASKA COLLEGE OF MEDICINE.  
42d and Dewey Ave., Omaha, Neb.

DEDICATION NUMBER

# *The University of Nebraska*

## *College of Medicine*

Offers exceptional advantages for medical education. A new laboratory building with modern equipment will be dedicated October 16.

Clinical privileges for all students of Junior and Senior years are provided in six hospitals and the University Dispensary.

Two college years are required for admission to Freshman class.

*For further information address The Dean*

*University of Nebraska, College of Medicine*

*42nd and Dewey Ave.*

*Omaha, Nebraska*

## Sure! We're Moving

**AFTER NOV. 1<sup>ST</sup>**

we'll be in our new  
building at . . . .

**307-9 S. 16th St.**

where you will con-  
tinue to find quality  
in service and goods

**FOLLOW US AROUND  
THE CORNER**

**Omaha Stationery Co.**

1607 Farnam

## If we were all of the same opinion

one typewriter would do. But as we  
differ, an assortment is necessary.  
You can get your favorite machine  
from us whether it is Underwood,  
Remington, Smith, Oliver, Monarch,  
or any other made. Machines as low  
as \$10 and as high as \$65.



**Central Typewriter  
Exchange**

1607 Farnam Street



## Do You Medics Know

that university men are constantly  
dropping in here to talk over the  
Lincoln dope?

We try to keep in touch with the  
things you're interested in—to give  
you a warm, personal welcome as well  
as attentive and intelligent service.

For these reasons as well as because  
of the dependable style and quality of  
our **Clothes, Hats and Furnishings**, our  
store is a pleasant place and a logical  
place for you to trade.


**MAGEE & DEEMER**

413 South 16th Street

OMAHA

LINCOLN

AURORA



Dr. A. R. Knode, '04, of Omaha, is the newly elected president of the Alumni Association. Dr. Knode, as chairman of this year's clinical week committee, carried the meeting through with very much credit.



# The Pulse



Vol. VIII.

Omaha, Neb., October 25, 1913

No. 2

## A REVIEW OF SOME OF THE PROBLEMS RELATED TO THE HYPOPHYSIS.

(\*By C. W. M. Poynter, B. Sc., M. D.)

The pituitary body was known to the ancients and recognized as a glandular structure which they believed secreted mucous for the nose (from pituita-mucous). The term hypophysis was first applied to the structure in 1778 by Soemmering. The terms hypophysis and pituitary body have frequently been used synonymously, but, as suggested by Collina, it would be better to consider the term hypophysis as referring to the entire body, pituitary body when meaning the epithelial lobe, and processus infundibuli when designating that portion which is of neural origin.

From the time when it was suggested that the hypophysis was related to acromegaly it has been a favorite field for research among medical investigators and the literature is consequently very large. The lines among which these investigations have been carried out are, histological, embryological, comparative, physiological i. e., by extirpation and by observations in pathological conditions. The other speaker will no doubt very fully cover the clinical side so I will confine myself to the morphological researches.

A review of the literature shows us that three opinions have obtained as to the origin of the hypophysis; the earliest, probably, that it was the cephalic extremity of the spinal cord or, as Schmidt described it, a structure arising from the diencephalon and by evagination carrying the ventricle down into it and later being cut off; the second view was that it originated in the cephalic end of the chorda dorsalis. He at one time held this view. The third view, with which we are more familiar, is that it had origin from the mucous membrane of the mouth cavity and from the infundibular region of the brain. While many prominent investigators hold the last view we are hardly in a position to accept the matter as settled, for Hoffman was unable to prove in his study of reptiles and fishes that the anterior portion of the hypophysis originated from the mouth cavity or indeed from ectoderm. Valenti studied amphibians and found that the anterior lobe was a complex structure made up of a smaller portion of ectodermal origin and a major portion of entoderm of the primitive fore gut, the first (described by Kupffer) atrophies and the second becomes a factor in the development of the body. He thinks the relation of

\*Read before the Ophthalmological Society, October 21, 1913.



this second diverticulum to the branchial fissures, from which the thymus and thyroid glands are developed is very close. Collina verified the findings of Valenti for the chick, he thinks that the gland consists of a principal entodermal portion and a secondary ectodermal portion.

Caselli found from the study of *Amia calva* that the anterior lobe or glandular portion sprung entirely from entoderm as a differentiation of entodermal cells immediately beneath the diencephalon. Lepidosteus will have to be restudied before we can be sure that the same condition of development does not obtain in this form.

Gaupp accepts the conclusions of Hoffman as to the hypoblastic origin of the glandular portion and in a study of reptilia finds that the hypophysis develops from a three fold anlage; the middle bud suffers the same changes which occur in mammalia but the two lateral buds separate from the principal mass as solid epithelial bodies and appear to remain so through life.

It appears, from cyclostomes to man, that the hypophysis is present with both parts of its structure developed and presenting the same general histological structure. Macroscopically it is an ellipsoid body occupying a separate compartment in the dura. It is richly vascularized and Gentes has found that it receives blood supply from three arteries which spring from the branches of the internal carotid. Rogowitsch has spoken of the presence of lymphatics but Thaon has been able to discover no lymphatic elements in the gland structure.

When considering the human hypophysis it may be regarded as consisting of three parts: a. the anterior lobe or part derived from primitive foregut, b. the posterior lobe and c. the stalk connecting the posterior lobe to the infundibulum. The pars intermedia of Cushing and others is that portion of the anterior lobe which is situated between the ventricle and the posterior lobe, it is derived from the ectoderm of the fore gut.

The form of the hypophysis differs in different animals; sometimes conical, sometimes flattened. The size of the hypophysis is in no wise related to the size of the cerebrum but it may be directly related to the body weight.—(Lothringer.)

The infundibulum arises from a part of the mid-brain wall which is related to the upper and anterior wall of Rachke's pocket by evagination. From this pouch arises the epithelium which envelopes the infundibulum. The infundibular portion of the hypophysis contains ependymal cells, neuroglia cells, nerve fibers and nerve cells, also a little connective tissue. The posterior lobe therefore consists of epithelium of the pars intermedia, neuroglia and ependyma. All of these parts in the course of development bear a close relationship with each other. Cajal has discovered in a two-day-old mouse, nerve filaments and cells of a doubtful nature. The nerve filaments are fine and form such intricate ramifications as to make a plexus about the cells; from this plexus arise a bundle of axis cylinders which extend the length of the infundibulum and seem to have their origin in the region behind the chiasm. Many of the fibers branched during their course and ended about the epithelium of the outer wall. Berkley

by the silver method studied this region in dogs and reported numerous and complex nerve elements, and from his findings concluded that the structure still maintains its nervous functions intact and in addition has assumed a secretory one. Thaon and Koeliker both deny the presence of nerve cells. The blood vessels for this lobe grow in entirely separately from those of the anterior lobe and form true capillaries.

The close connection just described with Rachke's pouch and the cerebral vesicle, especially the connection between the pars intermedia and the cerebro-spinal canal, make it probable that an old oral aperture of the central nervous system, such as found in the simplest forms (ascidium), forms the hypophysis of mammalia. Remnants of this old connection exist in embryonal and at times in mature cats. (Gentes.)

The ventricle has received much attention. Peremeschko states that it is found in all vertebrates, including man. Trautmann failed to find it in the horse and the ass. Some investigators think that it represents only the embryonic traces of the diverticulum of the primitive hypophyseal sack; others consider its presence as very significant and that it is directly in communication with the subarachnoid space (Haller), or through the posterior lobe with the third ventricle. (Herring).

The anterior lobe is the true glandular portion; it presents several types of cells which are difficult to describe, because of the various attempts of investigators to classify them. Perhaps the simplest method for us to follow is to consider them according to their staining affinities; those which take readily an acid stain are called chromophiles, and those which take a basic stain are called chromophobes; at least this classification is followed by many observers, such as Flesch, Rossi, Thaon, Sterzi and Haller. Collina differentiated two types of large and two types of small cells; the first type of small cells is the same as the chromophiles, the "haupt cells" of Lothringer and the basophile cells of Benda. St. Remy has shown that the different staining qualities of the cells is due to the amount of granular material which the cells contain. Gentes agrees with Benda that, although there appears to be several kinds of cells, they are genetically identical and simply represent different functional stages. The secretion product is absorbed by the blood.

Concerning the arrangement of the cells in the anterior lobe of the hypophysis there is some variation for different animals and a disagreement among investigators as to the question of whether the gland possess a true acinal character.

The medullary layer contains a peculiar type of cells with a clear protoplasm and generally a single nucleus; as we proceed deeper into the gland the cells become more grouped and consist of more or less plainly arranged acini. The pars intermedia is made up of cylindrical elements and, as Gianelli has shown, should be considered a part of the anterior lobe. The spaces between the cells and in the tubules, when such are present, and in the ventricle are filled up with colloid material. Haller has attempted to show that this material is secreted from the cells and thrown into the tubules, then into the ventricle, and



from here into the subarachnoid space. I have not satisfied myself that the ventricle is the recipient of the glands secretion or that there is any opening from it into the surrounding spaces. As Tilney has pointed out, the simple fact of the presence of the colloid material in the center of apparent acini by no means proves that it is the only product of the gland activity, or indeed that it is produced by the gland.

All the histological evidence goes to show that the anterior lobe is not a degenerative structure, but is functional and a gland of internal secretion; I do not believe that we need more evidence to say that the gland has a two-fold activity, one part dependant on the acidophiles and the other on the basophiles (Scaffidi).

Unfortunately so far physiological experimentation has given us little reliable data on which to base an opinion of the function of the gland. Injection of pituitary extracts have seemed to have an apparent influence on blood pressure and the force of the heart beat, but this is not determinative, for these effects may or may not be similar to the activity of the gland itself.

#### THE DEDICATION.

In spite of the cold, drizzling rain, a large crowd gathered at Forty-second and Dewey avenue October 16 for the dedication of the laboratory building of the University of Nebraska College of Medicine. The convocation room began to fill at 2:30 p. m., and it was indeed encouraging to view a sea of faces that expressed so eloquently the character of those interested in the institution. The very presence of these estimable and purposeful well-wishers constituted a dedication that far exceeded the poor power of words.

The program began at 3:30 p. m., with Chancellor Samuel Avery presiding. Invocation was pronounced by Rev. F. F. Rouse of the First Congregational Church. Dean W. O. Bridges spoke on "The Significance of the Building to the Profession." State Senator John Grossman, who did so much towards winning our appropriation, spoke on "The Significance of the Building to the State." Former Dean H. B. Ward spoke on "The Significance of the Building to Science," and Regent F. S. Haller spoke on "The Significance of the Building to the University."

The dedicatory address by Dr. Howard A. Kelly, professor of gynecology of Johns Hopkins University, consisted in a large part of an expression of esteem for those who, by their labors and devotion, have provided a building in which men can be better trained for God's noblest work.

This dedication will be remembered as an epoch in the history of the college, for it marks the culmination of years of struggling and hardship and the birth of an institution whose relation to the state is firmly established and whose successful future is assured. But we, as students, must not forget that we are indebted for our increased advantages and must make it one of our aims to give just that much more in efficiency to the state whose liberality makes our service possible.



## Alumni News Notes

Harold Morrison, ex-'15, visited classes recently.

Dr. E. D. Cummins, '89, was the oldest grad registered.

Kansas was represented by Dr. J. C. Decker, '04, of Belleville.

Dr. J. R. Beattie, '99, from Butte, Neb., made his first appearance.

Dr. Nilsson, '01, formerly of Lead, S. D., is now located in Omaha.

Dr. M. A. Nye, '04, of Weston, came late, but was doubly welcome.

Dr. R. F. Childs, '97, of Audubon, Ia., was on deck for the first time.

Dr. J. M. Curtis, '94, of Fort Calhoun, is a regular visitor Alumni Week.

Fully one-half the visiting Alumni were accompanied by their wives.

Torrence Moyer, '14, assisted Dr. Kelly at the clinic at Wise Hospital.

Dr. J. E. Meisenback, '04, of Staplehurst, can't resist coming back each year.

Dr. F. W. Johnston, '94, of Fullerton, couldn't resist coming back again.

Dr. George L. Strader, '99, of Cheyenne, was the first editor of the "Pulse."

Dr. R. F. Dietz, '97, of Tabor, Ia., is always present at our annual Alumni meetings.

Dr. R. V. Witter made his first pilgrimage back to Omaha since he graduated in 1900.

Dr. R. A. Lyman, '03, of Lincoln, came up Thursday for the dedication and banquet.

Dr. B. W. Hall, '01, of Benson, drove in each day to help entertain his old classmates.

Dr. H. E. Burdick, '99, from David City, was pleasantly surprised with the clinical program.

The classes best represented in numbers were: 1902, with 12; 1903, with 13; 1904, with 11; 1905, with 10.

Dr. R. C. Panter, '04, of Dorchester, was present this year for the first time, and is very enthusiastic.

Dr. Armstrong, '94, of Papillion, who was president of the Alumni Association in 1911, was present all week.

Dr. Oliver Chambers, '03, of Rock Springs, Wyo., was repaid for the long trip to Omaha by being elected a vice president.

Dr. Milton F. Arnholt, '13, of Lincoln, was unable to attend the Alumni clinics, but came up on Friday to look things over.

Dr. Waldo Scott, '10, of Lodge Pole, led the singing and cheering at the smoker in his usual original and entertaining way.

Dr. R. H. Wolcott, former associate dean and now of the Lincoln faculty, attended the Thursday festivities of Alumni Week.

Dr. W. C. Moodie, '12, has taken Dr. Wm. Ream's practice at Walthill, while Dr. Ream is taking post graduate work in surgery.

Dr. John B. Potts, '07, and Mrs. Potts returned from a honeymoon trip in Europe just in time to attend the Alumni proceedings.

Dr. George Mogridge, '94, superintendent of the Iowa Institute for Feeble-minded Children at Glenwood, Ia., came over Wednesday.

Dr. B. W. Christie, '02, and Dr. W. P. Wherry, '03, were editor and business manager respectively of the "Pulse" when they were in college.

Dr. H. H. Waite of Lincoln, former head of the Bacteriology and Pathology Department, attended the dedication and banquet last Thursday.

Dr. G. W. Bartlett, '00, of Scribner, and Dr. A. L. Bartlett, '03, of Spaulding, were both in Omaha all week, and had a family reunion all their own.

Dr. M. A. Tinley, '02, of Council Bluffs, was toastmaster at the annual banquet, and carried the program through in an especially pleasing manner.

Dr. I. Diller Jones, '95, of Murdock, came early and stayed late. He said he wants us to understand that he is not a tobacco fiend, for there is no tobacco in Duke's Mixture.

Frank Bocken, '17, is learning inflammatory rheumatism first hand. He is spending his third week in the Swedish Mission hospital, suffering from an acute attack of arthritis.

Dr. "Mike" Platt, '03, came all the way from St. Maries, Idaho, and brought his rheumatism with him. It takes more than sickness to keep "Mike" away from the Alumni Week.

The Council Bluffs Alumni were well represented by Dr. M. A. Tinley, '02; Dr. Smith Bellinger, '04; Dr. Mary Tinley, '95; Dr. E. A. Merritt, '04; Dr. Rice, '03, and Dr. Erickson, '03.

Dr. I. S. Trostler, '04, of Chicago, has been one of the most regular and faithful attendants at each annual Alumni Week. He says that Chicago has nothing on Omaha in the matter of clinics.

Dr. W. N. Anderson, '10, of Omaha, who had charge of the tickets for the big Nebraska-Minnesota football game, reports that about 100 visiting and local alumni went to Lincoln for the game.

Dr. Andrew Johnson, '01 of Norfolk, Neb., left the state asylum for the insane in charge of his assistant and came up to Omaha to be with the bunch who are crazy about the new medical building.

The headquarters for the Alumni Week were at the University Club. The beautiful and comfortable surroundings and the excellent service and attention afforded by the club were very greatly appreciated.

Dr. Harry W. Benson, '02, who had the honor of being one of the first graduates after the affiliation of the Omaha Medical College with the University of Nebraska, was married to Miss Grace Bohne at Rochester, N. Y., on October 14, 1913. Dr. and Mrs. Benson will live at Oakland, Neb.

The class of '03 held a decennial reunion on Tuesday evening. A dinner was served at the University Club for those who were fortunate enough to get back to Omaha. All reports indicate an enthusiastic and hilarious gathering.

Wyoming was well represented with Lane, '05, of Laramie, who has never missed an annual Alumni Week; McArthur, '04, of Hanna; McDonald, '05, of Superior; Chambers, '03, of Rock Springs, and Strader, '99, of Cheyenne.

Dr. A. P. Fitzsimmons, '96, and Mrs. Fitzsimmons of Tecumseh were at the speakers' table at the Alumni banquet. Dr. Fitzsimmons' zeal and untiring efforts in the fight to move the entire medical college to Omaha will long be remembered by the Alumni.

---

### DISPENSARY NOTES.

During the past busy week at the dispensary the services of Miss Grace Smith, R. N., 2407 Harney street, have been greatly appreciated. Miss Smith has volunteered her assistance in the nursing service at the dispensary when not employed in private duty.

The daily average of patients being treated at the dispensary is steadily increasing. The kindly interest and personal attention given each individual from the members of the staff and from the students is winning the confidence and loyalty of the patients.

The students assigned to dispensary work are to be commended for many things. A small boy, a patient at the dispensary, after having observed the proceedings for some time, remarked that he could not tell the difference between the students and the real doctors, but that his mother wanted him to see a real Doctor.

Our best friends are those who recognize in us that which we aspire to be.

Our prediction of last month, in which we stated that we expected to treat at least 600 cases at the dispensary has proven more than correct. 408 patients were treated from October 1 to October 18.

---

The seventh international convention of the Student Volunteer Movement will be held Kansas City, December 31 to January 4. Its purpose is to bring together representatives from the institutions of learning of the United States and Canada. Addresses, discussions and conferences are included in the convention program. Schools the size of ours are entitled to two student delegates, whether student volunteers or non-volunteers.

---

Dr. Alfred Schalek read a paper on "Certain Diseases of the Skin" at the first session of the Medical Association of the Southwest held in Kansas City recently. Dr. Schalek also entered into the subject of "Sex Hygiene Instruction in Public Schools," which is being argued in the southwestern states.



Dr. R. A. Dodge, '01, of Omaha, who has served as secretary and treasurer of the Alumni Association for the past four years, was recently re-elected to serve a three-year term. Dr. Dodge has been untiring in making the clinic weeks of the past successful.



# == The Pulse ==

PUBLISHED SEMI-MONTHLY

UNIVERSITY OF NEBRASKA COLLEGE OF MEDICINE  
42nd and Dewey Ave., OMAHA, NEBRASKA

---

SUBSCRIPTION PRICE. - - - ONE DOLLAR PER ANNUM

---

EDITORS:

BESS MASON

E. B. ERSKINE

W. L. ROSS, JR.

E. C. SAGE

All communications and checks should be sent to the Business Manager, R. ALLYN MOSER

---

## EDITORIAL

The visit of former Dean Henry B. Ward evidenced positively the potent educational possibilities that lie in this great middle west. Not even Dr. Ward would have prophesied the progress made in the last few years. Dr. Ward's visit was an inspiration and his interest in Nebraska will always continue.

The whole viewpoint of medical education is undergoing a tremendous change. Foundation work must be greater in amount and breadth. The medical man of the coming generation must be not only a clever observer of symptoms, able to differentiate them, but he must also be a trained biological scientist. The great problems of metabolism with their chains of disorders require the keenest insight into biological and physical chemistry; the problems of physiology and of drug action need the investigation of the physicist, the chemist, the physiologist and pathologist combined.

Is it not then the duty of the modern well-equipped college of medicine to provide ample opportunity for development along lines of research and to publish such results as may be achieved to the profession?

Clinics, valuable clinics, are the all important observing stations for the medical Senior and Junior. To observe well one simple operation with all the details of preparation and conclusion is worth more than casual observation of a hundred dramatic laparotomies. After all, it is a question as to how much benefit a student derives from time spent on the benches unless the instructor has put before the student all the details learned in the history and physical examination of the case, and unless the case be followed through convalescence.

The College of Medicine must soon look toward the establishment of graduate courses in clinical medicine, bacteriology, serum and vaccine work, experimental surgery, and public health. It would be well worth the time of the busy alumnus to drop in for a six weeks'

course to check up on the line of work in which he is most interested. Announcement of graduate courses may be looked for in the near future.

Dr. A. C. Stokes, an alumnus of the University of Nebraska College of Medicine, and a member of our faculty since 1898, is in receipt of a letter from the University of Iowa College of Medicine requesting him to apply for the chair of surgery and also to act as chief surgeon of their hospital. Dr. Stokes has served on the faculty as professor of chemistry, then later as professor of anatomy. In fact when the college was young he, like the other faculty men, was forced to teach any subject in the curriculum. In this day and age of specialties he is professor of genito-urinary diseases and experimental surgery.

Since the possibility of his leaving us presents itself, we recall the important part he has always taken in the growth of our college. Two years ago, when the bill for the removal of the college to Omaha was presented before the legislature, he, as Senator Grossman said, had more influence than any other man in the passage of the bill. His wide acquaintance throughout the state, in addition to the personal effort, time, and energy he spent on the matter, undoubtedly did more than any other one thing to bring the importance of this removal to the minds of the legislative body, and to make it a winning fight.

Whether Dr. Stokes goes to a new field of work, or remains here in Omaha with the college, he will always carry with him the gratitude and best wishes of the student body and members of the faculty.

Just before going to press we received announcement of the marriage of Dr. Andrew Harvey, '13, to Mabel Isabelle Thom, Wednesday, October 22, at North Bend. They will be at home at Craig, Neb., after November 1, 1913.

We used to expect this thing in rhetoric one, but here is what a third year man, one of our freshmen, actually put in a note book. "The eye of the chick is more developed in the embryo than that of the pig because after hatching the chick must depend on these as a source of living while in the pig the presence of the mother and her structures for lactation processes makes the eyes not so important for the first few days."

This is what an astronomy says: "The sun is so far away that if we could imagine an infant with an arm long enough to reach it and get his fingers burned, he would die of old age before the pain reached his brain—unless he lived to be more than one hundred and fifty." Problem—How far is the sun? Spring this one on Guenther.

#### **SURGERY OF THE FUTURE.**

First Surgeon: "Ligating the ophthalmic artery?"

Second Surgeon: "No; I'm draining an emphysema just at present."

**THE ALUMNI CLINICAL WEEK.**

The fourth annual Alumni Clinical Week passed into history as the largest and most satisfactory week from every standpoint that has ever been held by the Alumni of the College of Medicine.

The registration was 35 per cent larger than that of any previous year, and the attendance at both the scientific and social programs was large and enthusiastic.

The clinical program was carried through at the various hospitals without change, many interesting and varied cases being shown. A valuable and instructive addition was made to the week's schedule when Dr. Howard A. Kelly consented to give a clinic at the Wise Memorial hospital Thursday morning. This opportunity to see Dr. Kelly operate was seized upon and appreciated by both visiting and local alumni.

The conferences were appreciated by the visiting alumni men more than in preceding years. The subjects were well chosen and timely, on two occasions the discussions being of such interest that the sessions went on to 6 o'clock without any one noticing or caring about the hour overtime. It is impossible in this short article to discuss any individual clinic or conference, but they will all be published verbatim in the proceedings of the Alumni Association.

The conference held Thursday afternoon, October 16, deserves especial mention. The facilities of the new college building for research and teaching were clearly shown in the use of lantern slide demonstrations.

The clinical material shown in the college dispensary at Gardiner Memorial Hall was somewhat of a revelation to the older alumni. The dispensary is open each day from 4 to 6 p. m., with a head physician always on duty in each department. The growth of this branch of the college has been extremely satisfactory, being a distinct advance toward better educational methods as well as a boon to the worthy poor.

The gatherings each noon at luncheons were infused with the very essence of good fellowship. The real joy of the noon recess will be appreciated when it is remembered that at these meetings old friendships were renewed, classmates and college friends rediscovered, and all the old memories and incidents of school life discussed and lived over.

Tuesday evening the visiting alumni were invited to the regular meeting of the Omaha Douglas County Medical Society. A very interesting program on "Nephritis" was heard.

The annual smoker at the University Club was well attended, and many pleasing as well as several startling events were on the stunt list. Miss Leiber of Omaha sang two solos in a most finished and artistic manner and was most heartily applauded. Prestidigitor Huntington mystified and delighted the audience with sleight-of-hand and remarkable experiments in mind-reading. His demonstrations of how to make a bottle and glass appear and disappear at will would certainly annul the 8 o'clock closing law if he had only given the one little secret that explained the whole matter.

The "Tik-Tok Man of Oz" and his partners from the Brandeis theater, and special artists from the Orpheum, Gayety and Empress theaters gave such a clever and continuous round of songs, imitations and vaudeville acts that it would be impossible to tell about each one in detail. Suffice it to say that no one left until all was over, and it was then well into the wee small hours of the morning.

The dedication of the new college building Thursday afternoon was of great interest to the graduates. The addresses of men as high in medical circles as Dr. Howard Kelly of Baltimore and Dr. H. B. Ward of the University of Illinois were alone well worth coming to hear.

The annual business meeting of the Alumni Association was held Wednesday noon and the by-laws were amended to require the appointment of committees on resolutions, by-laws, and finance in advance of each annual meeting, so that the business of the organization could be carried out in a convenient and orderly manner.

A resolution was adopted that the Pulse should be the official organ of the Alumni Association as long as it is conducted in the interests of the college and the student body.

It was voted to allow the secretary and treasurer a sum not exceeding \$50 a year as an honorarium in partial payment for the time and work he gives to the affairs of the society. Dr. R. A. Dodge, '01, who has held this office for several years, deserves the greatest credit and most hearty praise for the efficient and faithful manner in which he has conducted the affairs of his office. Much of the present success and enthusiasm of the Alumni Association is due to his untiring efforts.

The officers for the ensuing year were elected as follows:

President—Dr. A. R. Knode, '04, of Omaha.

First Vice President—Dr. Oliver Chambers, '03, Rock Springs, Wyo.

Second Vice President—Dr. I. S. Trostler, '04, of Chicago.

Secretary-Treasurer—Dr. R. A. Dodge, '01, of Omaha.

The retiring president, Dr. W. P. Wherry, '03, is to be congratulated on having completed the most successful year in the history of the organization, and every effort will be made to keep up to the high standard set this year.

The support and encouragement of the faculty and local alumni were very helpful to the committee on arrangements in charge of the week's program. However, it is especially desired to express the committee's appreciation to those who, leaving their business, journeyed to Omaha at considerable expense in time and money and by their presence and encouragement made the hopes and plans of the committee a reality.



### PULSE HISTORY.

The Omaha Medical Pulse was born March, 1897, with Dr. George L. Strader, now of Cheyenne, Wyo., and Dr. Nelson Mercer of Omaha, as attending obstetricians. There were but two issues that spring, followed by seven issues the next year, 1898-1899. The first number contained the likeness of J. E. Summers and an article by him on "Conservatism". This is a peculiar and a happy coincidence because of the fact that Dr. Summers' reaffiliation with the college at the same time the Pulse has been rejuvenated.

The Alumni department was specially featured, and was ably conducted by George H. Bicknell, the one man who did more to organize, enthuse, and amalgamate the graduates than any one before or since. When Dr. Bicknell left us one of our greatest and best-loved workers was lost, and there are a great many who wished that he might have lived to see our last great, enthusiastic gathering.

After the successful obstetricians came Dr. Reichenbach and A.



B. Lindquist for the years 1899-1900. This was a very successful period of growth and development, and under the able care of these two there was no marasmus, rickets or mal-nutrition of any form. The child endured the teething period without any difficulty, and we were able soon to call him a healthy youth when he passed into the hands of Reichenbach and M. B. McDowell. It was here first that the period of unhealthy growth was noticed. We found the advertising manager, "Mac," to be so successful that the advertisements were becoming so many and so bulky that they overshadowed the great literary merit of the journal, and instead of being led to great ethical heights we found the editor and business manager beginning to make a commercial asset out of the paper, so that when Christie and Wherry, in 1901-02, took charge they found a comfortable, paying property. The ability of the new business manager was no less great than that of the old, and the pecuniary benefits acquired from the Pulse continued to grow while its literary status only held its own. However, all told it was a successful year for the Pulse.

Next it passed into the hands of Wherry and Osborne, 1902-03, when the publication of it was discontinued.

It is with a great deal of satisfaction that the Alumni see its revival, and as the College and Alumni Association grow we know that the new Pulse will develop with them and record the passing happenings so that they will not be lost to succeeding Alumni.

A FORMER EDITOR.

---

### PHYSIOLOGY.

The work in physiology commenced Wednesday, October 22, with a general quiz over twenty-five pages of Howell. The Sophomores had half a day's notice of the quiz, so were able to make a fairly good impression at their first appearance.

Laboratory work began with the destruction of some three dozen or more frogs. The course for the coming five weeks consists of four hours laboratory and three hours quiz and lecture daily. At the end of this five weeks block, pharmacology will be taken up.

A number of new additions in the line of apparatus have recently been added to the splendidly equipped pharmacology and physiology department. A new adjustable table, to be used in the diagnosis room in connection with the electro-cardio-galvanometer, a long paper kymographion and a number of instruments for the experimental rooms are among the late arrivals.

---

### THE BIG BLOW-OUT.

(As Told by the Plumber the Next Day.)

Say, bos, you should have taken in the big opening of this here joint last night. Never saw anything like it. Why, I hardly recognized the old stamping grounds as I bog-trotted it up the hill from

Leavenworth. The old shack was lit up from the roof garden to the pit of the boiler room, and you should have piped the buzz wagons standing around—these Jew Packards we generally see about were sure out of their class that night. I felt kind-a out of place without my hard-boiled shirt on, but I was met at the door by this big squeeze that hires all us guys—and he slipped me such a good old hand-shake that I forgot about my minus toggery.

But just the same you had to be a bit keerful as you shuffled down the hall—for they had these palms and ferns sticking around everywhere. And down there in the corner, you know, where we had such a heck of a time with that elbow bend in the steam pipes, they had a couple of keen fems, playing the violin and piano, who sure did get away with the rags. My Methodist leg certainly capered around when they played that ditty called the “Dish Rag,” dedicated to our cook.

Across the way they had some liquid all nicely colored up, but no “stick” in it, so I didn’t hang around long, but they wanted to treat you as good as they could, and the lady forced two of their dry cookies on me. Here I met that student who owed me the seegar on the world’s series and he slipped me a real Scavenger’s Delight—I think he got his fingers stepped on when he picked it up. But he took me upstairs and showed me around.

In their physiology department they had a rigging all fixed up where you can operate on a dog and not even have his tail wiggle, and over in a corner they had a bunch of little brass ovens where it would be a pippin of a place to keep our lunches warm. Out in the labratory there were a whole lot of little kitchen tables all covered over with oil cloth. Then we went into a room where there was only one big machine—and I asked what it was, and he said it was an arrangement to make these sections with—but some little squirt came along and told us it was a heart machine, and handed us a bunch of dope about it.

Then we hurried up to the top floor, for I had read in their little paper about the Greek Slave and Slave Driver they had in the anatomy department and I wanted to fix my glims on them. When nobody’s looking, some day, go up and get Oriented. I heard one of them fellows up there say that. This stude gave me a knock-down to a classy skirt there and she took us in and give us a spiel about her dissection. She gave A sly line of dope about some artery and vein she had dug out—but I was getting kind a weak under the apron and beat it.

Then we went down to the other end of the hall and some prof. with glasses on was telling ’em about some models of chickens he had there, but I didn’t put much stock in it, for I never saw anything like that in an egg. So we goes back down the steps again.

When we were back to the box where the girl was tickling the ivories a few of them were putting on some of them new-fangled dances, and it was worth the price of admission to see the secretary, you know, who makes out the checks, going down the hall with some long string, and when I left they were all doing the tango.

### THE ALUMNI BANQUET.

The Alumni banquet last week was the gala occasion of the clinical week. Alumni and faculty with their wives, together with the present Seniors, gathered round the festive board on Thursday evening at the University Club to commemorate the annual feast of fellowship.

Enthusiasm ran riot; the Seniors vied with the orchestra in furnishing music. The various class groups lived over the funny things of former years.

Dr. M. A. Tinley, '02, of Council Bluffs, as toastmaster, presided over a program of speeches by men who, though not alumni or faculty of our college, have been instrumental in the achievement of our success.

Dr. Howard Kelly of Johns Hopkins University spoke on the problem of handling the social evil. Dr. Kelly prefaced his remarks with the statement that disease is due to immorality of one form or another.

Regent George Coupland responded to "The Medical School and the Public." Dr. H. B. Ward, former dean of the college, spoke on "The Medical College and Research." Dr. Ward eulogized Dr. Gifford and Dr. Wolcott for their untiring efforts in bringing the college up to its present standard.

Chancellor Avery closed the program with a short address on "The Medical College as a Component Part of the University."

### FRATERNITY NOTES.

The Phi Rho Sigma Alumni gave the active chapter a smoker at the University Club rooms Wednesday evening, October 8.

By way of putting a finishing touch to the entertainment of the visiting Phi Rho Alumni, the active chapter held their initiation at the chapter house, 3815 Farnam street, Friday afternoon, October 17. Messrs. Sigworth, Talcott, Way, Arnold, Davis and Mauer were initiated, and, reasoning from the careful but rather awkward positions assumed for a few days thereafter, it is to be presumed that they furnished abundant entertainment. After initiation the fourteenth annual banquet of Phi Rho Sigma was held at the University Club. Seventy-six were present, including alumni members, faculty members and active men. Frank J. Kotlar of the Senior class was the toastmaster, and the speakers were Dr. W. O. Bridges, Dr. I. S. Cutter, Dr. H. B. Ward, Dr. F. A. Burnham and Dr. E. A. Merritt.

Nu Sigma Phi announces the pledging of Else Perry, '17, Benson, Neb., October 17. A dinner was given in Miss Perry's honor the same night at the chapter house.

Since school has started the Nu Sigma Nu fraternity has had several informal smokers and two informal dancing parties at their chapter house, 2501 Farnam street. The new men they have initiated this year are: From the faculty, Alfred Jefferson of Omaha and F. D. Barker of Lincoln; students, G. F. Farnam, A. Higbee, J. A. Johnson, E. C. Montgomery, L. Riggert, F. S. Salisbury, W. T. Wildhaber and A. J. Ross.

## CLASS NOTES

### SENIOR NOTES.

Blaine A. Young has charge of the drug room at the Methodist hospital, and does interne work besides.

Mildred Williams (the "widow") inflicts her loving disposition on the babies at the Child Saving Institute, where she internes when not going to school.

Our charming secretary has been greatly puzzled during these busy times by requests for books. Her inbred caution keeps her from making grave mistakes, however. So it was that when Seniors who felt the need of a G. U. Surgery requested that she sell them Keyes they received a knowing smile and the information that they couldn't get 'em until Dr. Kennedy told her what the keys were for.

The Senior class has finally attained that goal for which they have striven so long. And it was with great pride that they learned from Dr. Findley that their reputation had been established when he said that we proved Horace Greeley's observation that of all long-horned cattle medical students are the worst.

E. B. Erskine was "culled" from the herd of thirteen, a week ago last Saturday, to take charge of Dr. Fossler's practice at Millard for a few days.

The attendance at the Alumni banquet so far exceeded the expectations of those in charge that it was necessary to send H. D. Burns and Bill Scholten on an OB case at the last minute.

The above item is considered as a rather unkind remark by the editor of the Senior class, and we must therefore express the gratitude of the Seniors to their hosts of last week for the very pleasant and profitable time afforded them during Alumni week.

---

### JUNIOR NOTES.

"We are still a little handicapped in clinical pathology," but hope to be ready for active work within a month or two if the Y. W. doesn't serve another luncheon and smash the Fehlings, or the janitor store the dimethy lamidoazol benzol, over on the hill top.

We wonder—

If Keegan will have his prescriptions ready next time.

If it is the usual thing for a gentleman to offer a lady the last and only piece of chalk.

If Bessie found the prescription in the chalk box.

What Obadiah would do in case of hemorrhage in typhoid.

When Jack Barry's arm will be long enough to span the gap.

**ATHLETICS**

We are not overwhelmed here with a profusion of athletic sports. In fact, it is with difficulty that the editor sits down to write up the dope. For of dope there is very little to write up. To be sure, if we take the word of Dr. Croftan, as he expressed it in his paper before the Missouri Valley Medical Society here recently, we've got opportunity for all the sport the heart could desire. The dear doctor assured us that it was a great deal more sport to chase an atom, or, better still, a molecule, into a man's alimentary canal and through his blood and out again, than it was to chase a golf ball through a round, and that it only took just a little more brains than the golf. Never having taken much interest in golf, we can't say as to what quantity of gray matter is needed to play it, but if the mental sommersaults that one so suddenly and surprisingly turns in the pursuit of the elusive atom are any indication of athletic ability, then anyone who has gotten through with physiological chemistry surely ought to qualify for the All-American. Athletics is right.

But in the matter of tennis we really expect soon to be able to demonstrate our ability. The school is having the ground just west of the building graded and leveled off, and there will be room there for two, and perhaps three, courts. The grading is nearly completed and our tennis enthusiasts should be able to get in considerable practice before snow flies. Dr. Gifford, our faculty tennis shark, has consented to take charge of the courts, and we are rather hoping that the doctor will do more than this, in the way of helping us fit them up. A certain amount of equipment will be needed, in the way of nets and a marking machine, wire back-stops, and so on.

It has been suggested that those interested hold a little pow-wow and organize a tennis association, and that with the dues of this association, together with what outside help we may be able to get, the courts could be fixed up very nicely. The school will, unfortunately, not be able to do more than grade the ground for us. But of one thing we are quite certain: It will not be long before the courts will, in some way or other, have been put in working order, and we will be able to mix a little real live recreation with our work. By the time spring rolls around we will have developed a team which may safely be expected to go to Lincoln and capture the University tournament.

---

Dr. Howard Kelly spoke, in passing, of an incident that had happened to his assistant, Dr. Burnham. It seems that the doctor was returning from Europe with some twenty thousand dollars worth of mesothorium and for safe keeping carried it in his pocket. When he got home he discovered it had burned him badly. We are moved to say that we sympathize very profoundly. Twenty thousand dollars in any of our pockets would, we feel sure, have not only burned us but also burned a large hole right through the pocket into the outer atmosphere and departed.



## CLINICAL DEPARTMENT

Case I. R. J. D. Male, aged 34. Occupation, clerk. Married. Family history: Father died, aged 71, of carcinoma of intestines; one sister and his mother died of tuberculosis. Previous history: Negative. For the past two years he has been overworked and felt that he was going down hill. In entering the hospital it was found that, although he vomited about once a day, his appetite was good and bowels loose. For past few months he has had dyspepsia, and a slight cough with expectoration. Lately also he has been troubled with night sweats. He has lost almost twenty pounds in the last year.

On examination we found that he was emaciated and sallow. Mucous membranes almost colorless and tongue pointed, pale and fissured along the sides. Chest negative. Abdomen rigid and tympanitic. Ankles swollen. The red blood count was 1,340,000 on entrance and the haemoglobin 55 per cent. White cells, 5,800. Our attention was called to the fact that, when repeated blood examinations are made in these cases and the results plotted on a co-ordinate chart, we see a wave-like rise and fall in the number of red cells, with each succeeding wave becoming smaller.

The red cells showed considerable stippling and there were a few megaloblasts present, especially just before the red cells would increase in number. Urine was pale and specific gravity 1.010, otherwise normal. Von Pirquet tuberculin reaction was negative. It remained to differentiate between Addison's disease and pernicious anemia. The case was diagnosed as pernicious anemia because of the great amount of anemia and lack of characteristic pigmentation of the skin as seen in Addison's disease. Also it was mentioned that the negative Von Pirquet was against the probability of its being Addison's disease for this is frequently caused by tuberculosis of the suprarenal capsules.

The case was treated in bed by efforts to build up the body by nourishing food, and the chief medication was Salvarsan, 6-10 gram, given intravenously once a month. Under this treatment it was possible to raise the count of the red blood cells so at one time the color index was lower than one, but of late the patient has been losing ground and the blood-forming organs refuse to respond to any form of arsenic.

Case 2. F. D. Male, aged 31; single. Occupation, farmer. Admitted to hospital walking. His family history was negative, except for one brother who had suffered from a slight mental derangement one year previously. Past history: Had usual exanthemata in early childhood and last summer, while working in the harvest field, he became overheated and was confined to bed for about a week thereafter. Since that time he has suffered from lapse of memory and severe occipital headaches. Just before coming to the hospital the attacks of headache and fever became more frequent and so severe that he was incapacitated for work. His bowels were constipated and tender, especially in the region of the splenic flexure. The descending colon

was spastic. Appetite was fair during the first week. He complained mostly of headache and pains in his back and legs, also of chilliness and cold feet and hands.

At the beginning of the second week the patient became delirious and a tentative diagnosis of typhoid fever was made. The abdomen was flat, tense and tympanitic, with some tenderness in the region of the splenic flexure. The temperature was irregular in type and varied from 97.4-5 in the morning to 100.4-5 in the evening during the first week. During the second week the evening temperature rose to 102 and 103, with slight morning remissions. During the last week the temperature rose gradually, without remissions, to 107.2-5.

Chest was negative; no rose spots. Blood count showed 6,190,000 red, 12,000 white and 90 per cent haemoglobin. There were megaloblasts present in stained sections. There was incontinence of feces and urine, but in the fourth week it was necessary to catheterize the patient for three days before his death. Urine was normal during the whole course of disease. He was treated for typhoid throughout the whole course of the disease. On the third day of the second week his head was found to be retracted and a positive Kering sign was demonstrated. A lumbar puncture showed 10 c.c. of colorless, clear fluid, which came away under increased pressure. The sediment showed 85 per cent lymphocytes. The Widal reaction was negative, likewise Ehrlich's. Diazo reaction. The diagnosis was changed to that of tuberculous meningitis. The patient was rarely conscious after

## College Clothes for Young Men

**D**IFFERENCES of "difference" are easier to show than to describe. There are differences in Benson & Thorne garments that distinguish them as creditable examples of trained specializing.

Noticeable features in Fall Suits are the trim, form-following outlines of the models, which adhere closely to the best English designs for the current season.

\$13.50 to \$40.00

**BENSON & THORNE CO.**

the beginning of his second week in the hospital, and he died in a comatose state on the 25th. Post mortem was obtained and the meninges were found to be studded with miliary tubercles, the vessels were turgescient and the spinal fluid in excess of normal. Other organs were normal.

The semesters work in physiology has started. The first hour was taken up with an exposition and discussion of the rules and regulations of this most minutely ruled and regulated department. In this department things never happen by chance. At one minute of nine we enter the class room in single file and take seats in alphabetical order. At the stroke of nine the Doctor arises from his chair at his desk in his office, closes the desk and locks it, takes out the key and puts it in his pocket, opens the door and passes out, closing the door after him. He then walks down the hall thirty paces, to the door of the lecture room, which he enters. In a brief glance around he notes minutely the number and position of empty seats. At two minutes past nine he begins the first lecture. "It will be necessary for us in this class to work synchronously in order to reach the highest degree of efficiency. You will enter the laboratory at the ringing of the gong. You will turn a square corner and salute the assistant in a military fashion. At his command to be seated you will draw out the chairs from under the tables and seat yourselves in them. Thereupon the laboratory work for that day will be begun. We will endeavor to keep together in uor work. Drawings will be —." Verily, the semester's work in Physiology has begun.

## Important Announcement

GERING

### QUALITY AND PRICE

#### New Policy of The Henry R. Gering Co.

All our products will be sold direct, from the Manufacturer to you. This, with the new Parcel Post, means a great saving to every doctor.

A dollar saved is a dollar earned. No middle man, but first hand to you. Send your orders in direct.

GERING

## The Henry R. Gering Co.

MANUFACTURING CHEMISTS

701 South 13th Street.

Omaha, Nebraska

**The Faculty and Students** are welcome to our City,  
community, and more than welcome to our **DRUG STORE.** doubly welcome to our

**LATHROP'S, Cor. 40th and Farnam Sts.**

**Stylish Suits and Overcoats—\$20 and Up**

**McCarthy-Wilson Tailoring Co.**

**304 South 16th Street**

Phone Harney 284 PROMPT DELIVERY SERVICE

**SPECIAL**  
Agents for Old Monk Olive Oil and  
Old Monk Olives

**Wilke & Mitchell Co.**

Dealers in Staple and Fancy  
**GROCERIES AND MEATS**  
Fruits and Vegetables in Season

3926-30 Farnam St.

Omaha



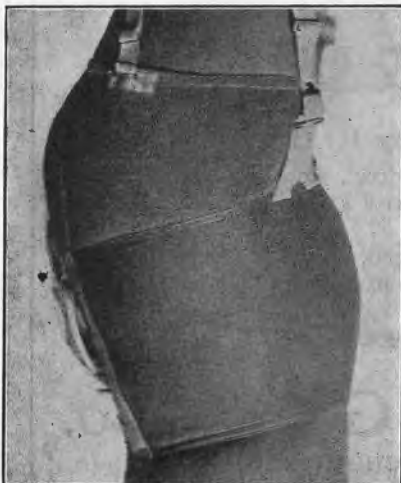
Let us make you a pair of rest  
glasses for study.

*Eyes Examined and Glasses Fitted*

**GLOBE OPTICAL CO.**

218 South 16th Street  
Next Door to C. B. Brown Jewelry Co.

**A New Idea In Abdominal Supporters**



**The "B-P" Supporter**

**For Men, Women and Children**

Made of pure linen mesh—is cool, sanitary  
and comfortable—absolutely free from all  
the objectional features of other makes.

Will give most satisfactory results in all  
forms of relaxation of the abdominal wall,  
and is especially adapted for use after par-  
turation.

Physicians and surgeons who have tried  
this new supporter enthusiastically recom-  
mend it. We refer by permission to the  
following surgeons in Omaha: Palmer Fin-  
dley, M. D., B. B. Davis, M. D., and E. C.  
Henry, M. D.

*Send for Descriptive Literature and Price List*

**BOLEN MANUFACTURING COMPANY**

302-303 Boston Store Building

Omaha, Nebraska

# DOMÉ

## \$2.00 Hat Shop

Men's Furnishings



1522 Farnam Street

OMAHA

## *The Pulse*

Live!  
Beneficial!!  
Invigorating!!!  
Necessary!!!!

BUT

*Treatment stops  
unless you sub-  
scribe for the  
whole course!*

EVERY ISSUE A "BEAT"

## Rare Drugs - Chemicals - Pharmaceuticals

Ask us for the thing you thought was  
"Hard to Find" it may be "Easy" for us

SHERMAN & McCONNELL DRUG CO.

*Four Good Drug Stores in Prominent Locations*

## GIVE US YOUR NEXT PRINTING ORDER

UP-TO-THE-MINUTE PRINTING  
AT A REASONABLE PRICE

**DOUGLAS  
PRINTING  
COMPANY**

OUR EQUIPMENT ENABLES US  
TO HANDLE "RUSH" ORDERS

PHONE DOUGLAS 644

314 SOUTH 19TH STREET



To the University of Nebraska  
Medical Department student who  
can best tell us in not more than  
400 words what the difference is  
between—

*A Stethoscope*

*A Phonendoscope*

*A Vibroscope*

we will present any one Stetho-  
scope, Phonendoscope or Vibro-  
scope in our stock.

Answers received up to 6 p. m.  
November 8th.



**THE W. G. CLEVELAND COMPANY**

1410-12 Harney Street

OMAHA

-

NEBRASKA



**STUDENTS!**

*"Buy your Supplies where your Preceptor buys his."*